








# A Capital Letter

 Q	Q  Quang	1. 	2. 	3. 
---	--	--	--	--

Channel. Start at the green dot. •

Tracing practice with three large dashed capital Qs on handwriting lines. Each Q has a green dot at the top left and a red arrow indicating the starting point and direction of the stroke.

Trace and copy. Start at the green dot. •

Tracing and copying practice with three rows of handwriting lines. The first row contains three dashed Qs for tracing, each with a green dot. The second row contains two dashed Qs for tracing, each with a green dot. The third row contains one dashed Q for tracing, with a green dot. The remaining space in each row is blank for copying.

How did you do?

